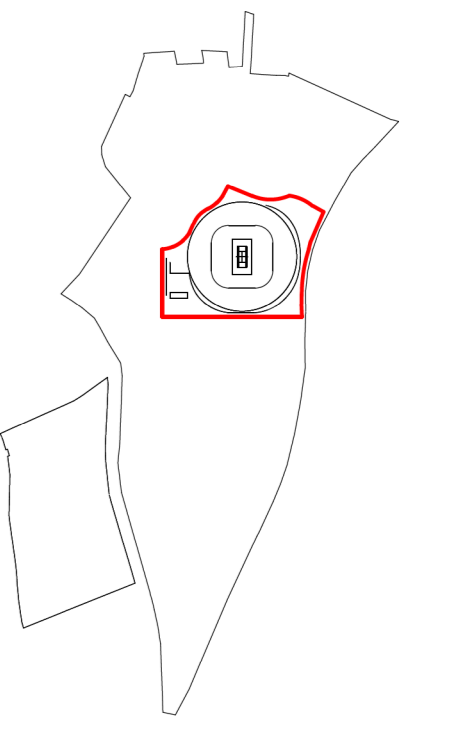






INTELLECTUAL PROPERTY
 © COPYRIGHT GRIMSHAW ARCHITECTS
 UNLESS OTHERWISE AGREED IN WRITING ALL RIGHTS TO
 USE THIS DOCUMENT ARE RESERVED TO GRIMSHAW ARCHITECTS
 AND NO PART OF THIS DOCUMENT MAY BE REPRODUCED OR
 TRANSMITTED IN ANY FORM OR BY ANY MEANS, ELECTRONIC
 OR MECHANICAL, INCLUDING PHOTOCOPYING, RECORDING,
 OR BY ANY INFORMATION STORAGE AND RETRIEVAL SYSTEM
 WITHOUT THE WRITTEN PERMISSION OF GRIMSHAW ARCHITECTS
 THIS DOCUMENT IS NOT TO BE USED FOR ANY OTHER PROJECT
 WITHOUT THE WRITTEN PERMISSION OF GRIMSHAW ARCHITECTS
 GRIMSHAW ARCHITECTS ACCEPTS NO LIABILITY FOR ANY
 ERRORS OR OMISSIONS IN THIS DOCUMENT

DRAWING KEY



-  Accessible WC
-  Back of House accommodation
-  Front of House accommodation
-  Proposed New Development

REV	DATE	FOR
1	05.09.2014	PLANNING ISSUE

CLIENT
**The All England Lawn
 Tennis Ground plc,**
 Church Road,
 Wimbledon, London,
 SW19 5EA

PROJECT
Wimbledon No.1 Court

ADDRESS
**Church Road,
 Wimbledon, London,
 SW19 5EA**

GRIMSHAW PROJECT NO.
12140



SCALE
1 : 200 @ A0

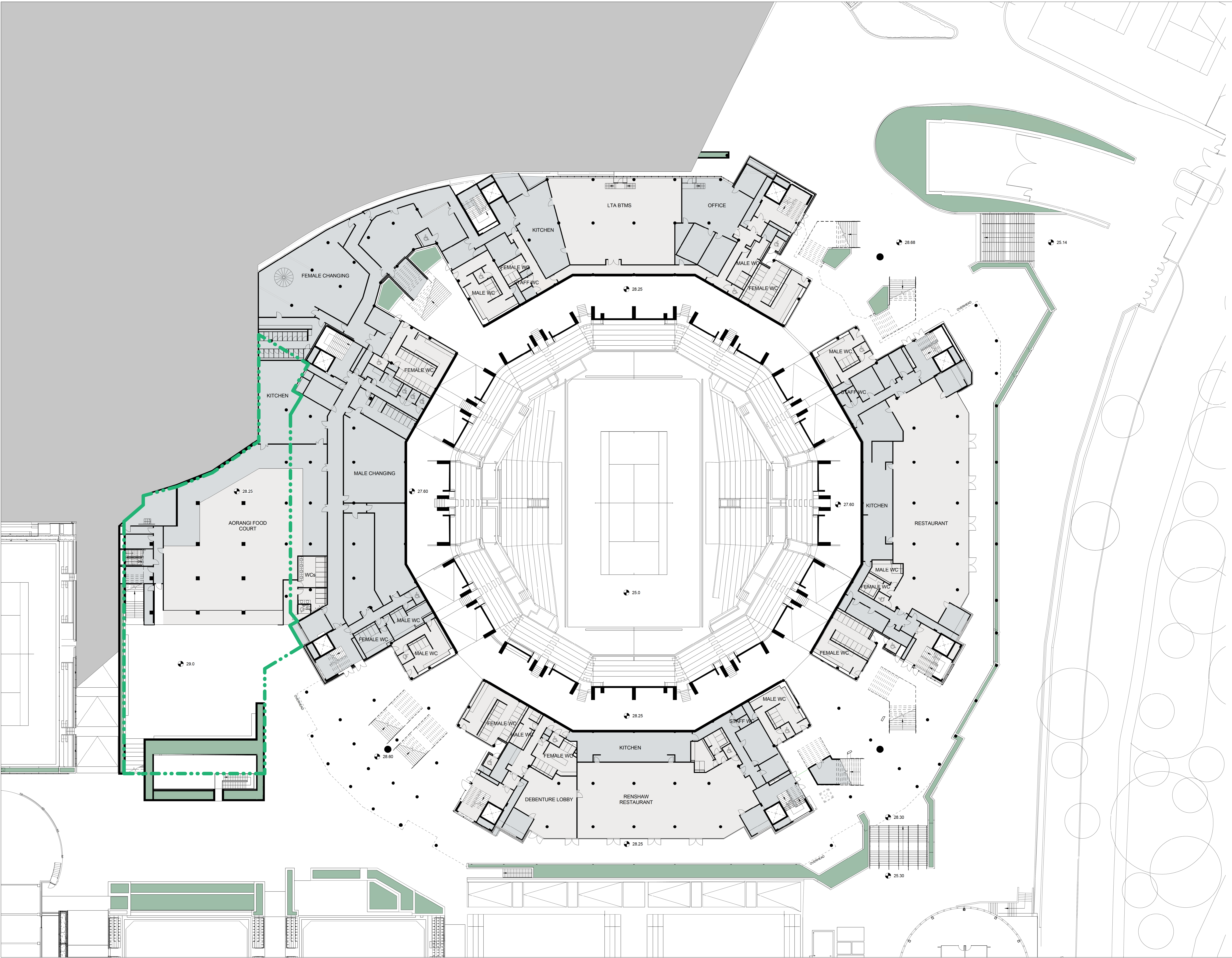
1 : 400 @ A2

STATUS
FOR PLANNING

DRAWING
GA Plan Level 2 - PROPOSED

DRAWN	CHECKED	AUTHORISED
AZJH	RF	BH

DRAWING NUMBER	REVISION
2A-010A-210	1



This page is intentionally left blank